

Undergraduate Retention

Office of UNDERGRADUATE EDUCATION

DESCRIBING STUDENTS ON ACADEMIC PROBATION 5 YEARS INTO THE NEW UNDERGRADUATE ACADEMIC ELIGIBILITY REQUIREMENTS

Contents

Summary of New Academic Eligibility Requirements

Demographic Characteristics

A Typical Spring Semester

Additional Information

I. Summary of New Academic Eligibility Requirements

First year students entering the university on or after May 14, 2007 must meet the following requirements to remain in Good Standing at the University.

A 2.000 cumulative UNC-Chapel Hill grade-point average and the following number of academic semester credit hours passed:

9 academic hours to enter a second semester

24 academic hours to enter a third semester

36 academic hours to enter a fourth semester

51 academic hours to enter a fifth semester

63 academic hours to enter a sixth semester

78 academic hours to enter a seventh semester

93 academic hours to enter an eighth semester

Special permission of the dean to enter a ninth semester

Students who fall short of the standards for Good Standing, but have passed at least nine credit hours of graded coursework (excluding BE or PL credits) in the preceding semester and who were not already on probation, will be on Academic Probation for one semester with the objective of meeting those standards.

II. Demographic Characteristics

Spring 2008-Fall 2011

n=1407

Of the students on probation:

18.52% are Covenant Scholars

11.96% are Student Athletes

3.23% are Summer Bridge participants

9.98% are First-Generation

Average SAT: 1197

Students who end up on academic probation are more likely to have lower SAT scores (by approximately 100 points) and fewer AP credits.

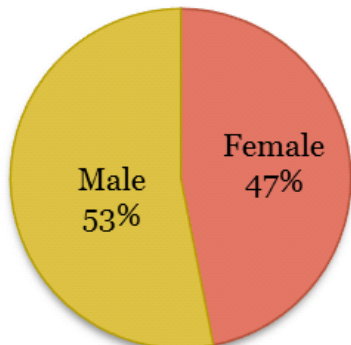
Low/High SAT: 530-1600

SAT Range: 1170

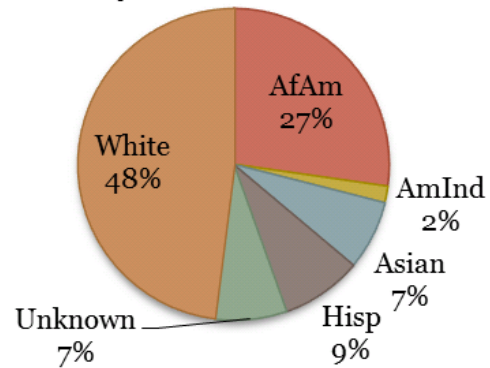
Students who have been on academic probation are more likely to have the following characteristics compared to their counterparts who have not been on probation: male, Black, first generation, and low-income.

Students on Academic Probation

Gender

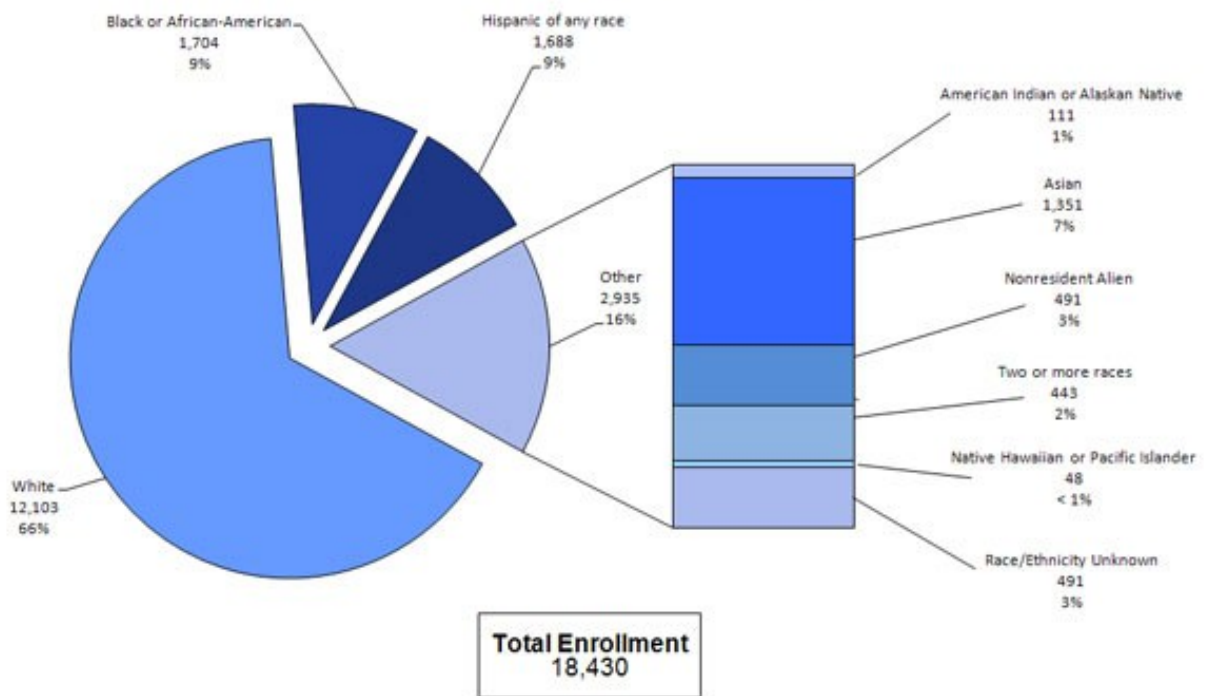


Ethnicity



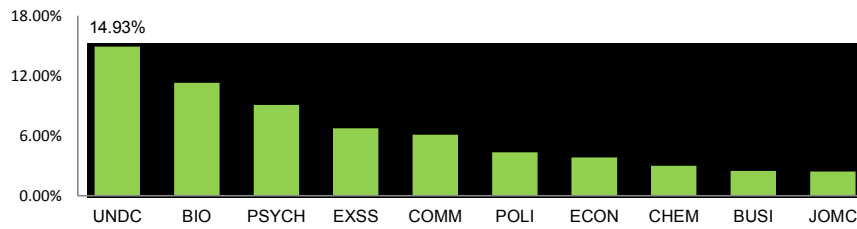
All Undergraduate Students at Carolina

Undergraduate Enrollment by Race/Ethnicity, Fall 2011



Note: Percentage calculations are rounded.
 Source: Office of Institutional Research & Assessment, ConnectCarolina Fall 2011 census instance
 As of Census, September 6, 2011 Published on September 15, 2011

Most Represented Majors for Students on Probation

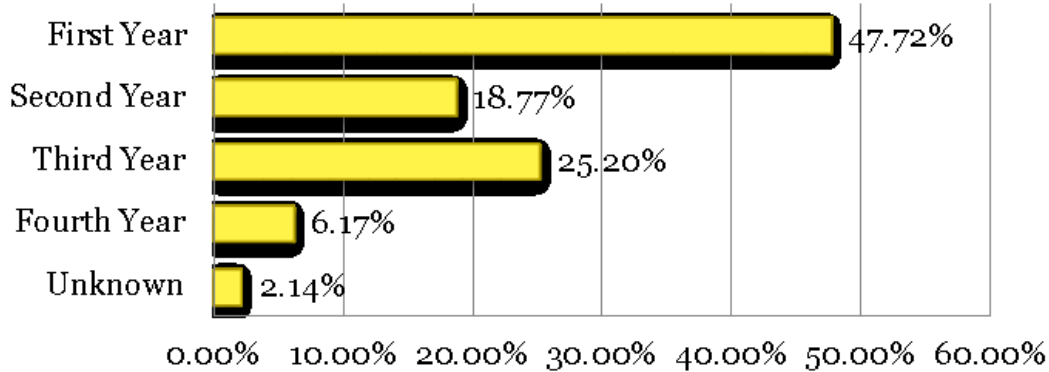


III. A Typical Spring Semester

Each year, approximately 4% of all new first year students are on probation at the end of their first semester. Approximately 21% of students on probation are on probation by appeal.

Snapshot of spring 2011: All Students on Probation (n=373)

Academic Year



Beginning of Term Average Cum GPA: 1.76
Beginning of Term Average Earned Hours: 37.63

13% Participate in Bounce Back


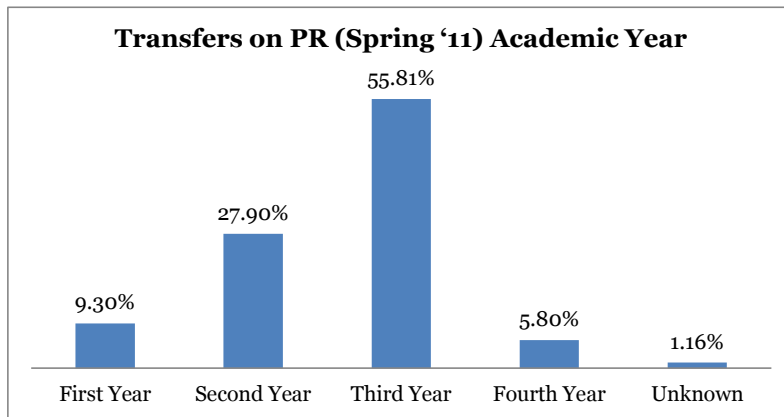
6.81% Withdrew During Semester

50% Returned to Good by end of Spring
71% Returned to Good by end of Summer

Snapshot of spring 2011: Transfer Students on Probation

Each year, approximately 9.5% of all new transfers to Carolina are on probation at the end of their first semester.

Approximately 23.06% of all students on probation during spring 2011 were transfer students.



IV. Additional Information

- Students who complete all of the intervention steps are more likely to return to good standing than students who complete only some of the steps.
- Students who complete the Bounce Back program are more likely to return to good standing than those who do not complete the program.
- On average, students who completed the probationary semester improved their cumulative GPA.